


DO YOU HAVE CONCERNS ABOUT YOUR ASSETS' PERFORMANCE OR RELIABILITY?

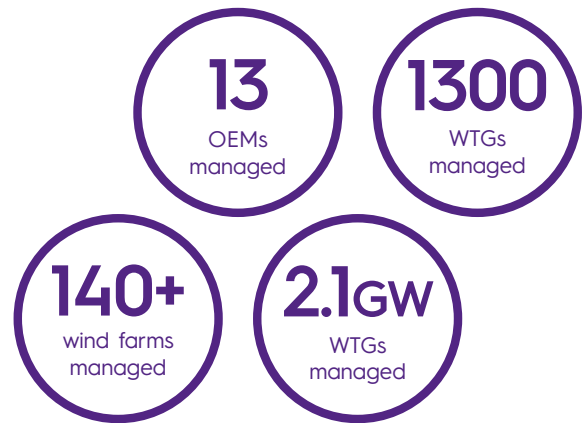


Natural Power can help you to get a greater insight into the health of your assets.

Our performance engineering services deliver a range of health checks & cost of energy optimisation for operational wind farms and portfolios.

Based on Natural Power's deep experience and exposure to the realities of wind farm operations, our flexible and integrated suite of performance engineering services are designed to fit with your needs:

- Turbine and component inspections and integrity review services
- Turbine performance benchmarking, analysis and improvement
- Turbine reliability analysis and optimisation advice
- Monitoring of wind speed and flow conditions using cutting-edge turbine mounted lidar technology
- Engineering solutions, turbine set-up optimisation



WE CAN PROVIDE:

- On-going project evaluation and operational management
- End Of Warranty and routine inspection
- Power curve and yaw misalignment analysis
- Periodic performance monitoring
- Root cause analysis and failure investigation
- Due diligence

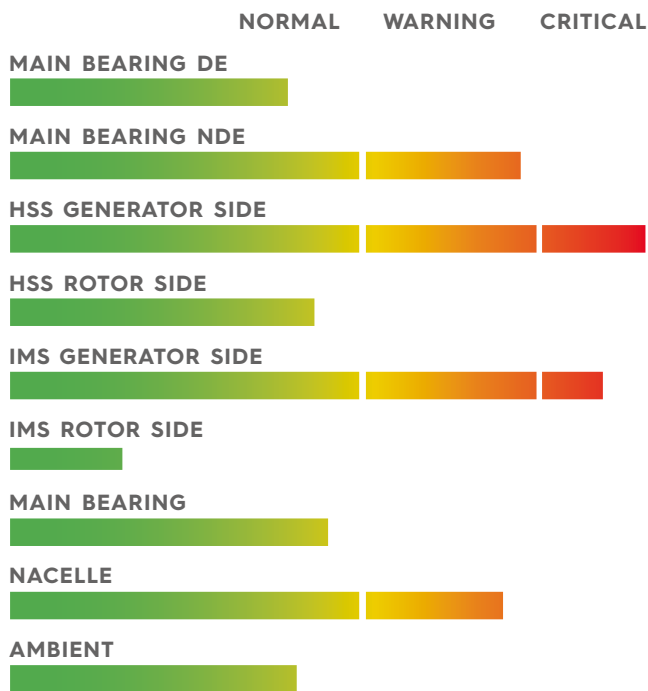
HELPING YOU TO ACHIEVE:

- Increased annual energy yield
- Advanced awareness of potential issues affecting asset performance
- Optimal solutions to maximise performance and reliability, reducing OPEX and minimise unplanned asset downtime
- Baseline and tracking of wind farm performance



Our experience managing over 5.5GW of wind assets has allowed us to develop meaningful KPIs which can alert clients, site managers and maintenance teams to the first signs of asset under-performance. By tracking numerous signals across turbines, wind farms, or portfolios we can give you the confidence required to make maintenance and inspections decisions. Whether you are looking to optimise performance for the long run or get the most out of the turbines short-term, our specialised tools give you the information to ensure you make the right decisions.

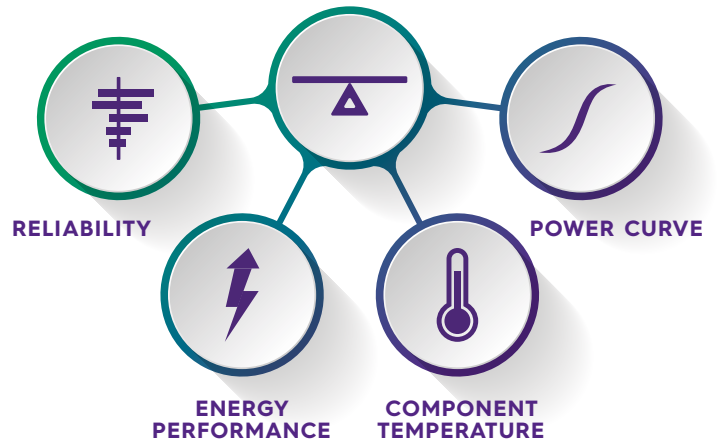
COMPONENT TEMPERATURE COMPARISON SAMPLE



WHEN TO USE PERFORMANCE BENCHMARKING:

- Alongside monthly operational reporting for the most comprehensive understanding of your assets' performance
- Prior to end-of-warranty inspections to ensure at-risk turbines are thoroughly evaluated
- During the development of targeted maintenance schemes to ensure your most valuable assets are your healthiest
- To pro-actively monitor aging assets, preventing component failures before they happen

INDUSTRY LEVEL BENCHMARKING



FOR MORE INFORMATION CONTACT:

IAIN DINWOODIE

SENIOR ASSET PERFORMANCE ENGINEER

iaind@naturalpower.com

FOR FULL DETAILS ON OUR ISO AND OTHER CERTIFICATIONS, PLEASE VISIT:
naturalpower.com/company

naturalpower.com

sayhello@naturalpower.com

No part of this document or translations of it may be reproduced or transmitted in any form or by any means, electronic or mechanical including photocopying, recording or any other information storage and retrieval system, without prior permission in writing from Natural Power. All facts and figures correct at time of print. All rights reserved. © Copyright 2018.

